








 Recipe Name: Banana Chocolate chip muffins 

1 ½ Cup flour
2/3 Cup sugar
1 ½ teaspoon Baking powder
¼ teaspoon Salt
¼ Cup milk
1 large egg
1 Cup mashed bananas (2 large)
1 Cup mini chocolate chips

 In a large bowl add flour, sugar, baking powder and salt. Set bowl aside. In mixing bowl blend together milk and egg. Add in dry ingredients from separate bowl and blend together in mixer. Blend in bananas and stir in chocolate chips. 

 Prepare muffin pans with muffin liners or grease each muffin cup. Pour muffin batter into each cup about ½ full. Bake for 25-30 minutes at 400 degrees. Test with a toothpick inserted in the middle. It should come out clean. 

<http://www.kids-cooking-activities.com>