


### Ginger spice muffin mix

In a mixing bowl, add contents of jar with  $\frac{1}{4}$  cup butter, melted, 1 egg, 1 teaspoon vanilla and 1 cup milk. Blend together. The batter will still be lumpy don't over mix. Fill muffin tins and bake for 15 minutes at 400 degrees.

You can also add some fun holiday muffin cups with this jar mix.

<http://www.kids-cooking-activities.com>




### Ginger spice muffin mix

In a mixing bowl, add contents of jar with  $\frac{1}{4}$  cup butter, melted, 1 egg, 1 teaspoon vanilla and 1 cup milk. Blend together. The batter will still be lumpy don't over mix. Fill muffin tins and bake for 15 minutes at 400 degrees.

You can also add some fun holiday muffin cups with this jar mix.

<http://www.kids-cooking-activities.com>




### Ginger spice muffin mix

In a mixing bowl, add contents of jar with  $\frac{1}{4}$  cup butter, melted, 1 egg, 1 teaspoon vanilla and 1 cup milk. Blend together. The batter will still be lumpy don't over mix. Fill muffin tins and bake for 15 minutes at 400 degrees.

You can also add some fun holiday muffin cups with this jar mix.

<http://www.kids-cooking-activities.com>



### Ginger spice muffin mix

In a mixing bowl, add contents of jar with  $\frac{1}{4}$  cup butter, melted, 1 egg, 1 teaspoon vanilla and 1 cup milk. Blend together. The batter will still be lumpy don't over mix. Fill muffin tins and bake for 15 minutes at 400 degrees.

You can also add some fun holiday muffin cups with this jar mix.

<http://www.kids-cooking-activities.com>



### Ginger spice muffin mix

In a mixing bowl, add contents of jar with  $\frac{1}{4}$  cup butter, melted, 1 egg, 1 teaspoon vanilla and 1 cup milk. Blend together. The batter will still be lumpy don't over mix. Fill muffin tins and bake for 15 minutes at 400 degrees.

You can also add some fun holiday muffin cups with this jar mix.

<http://www.kids-cooking-activities.com>



### Ginger spice muffin mix

In a mixing bowl, add contents of jar with  $\frac{1}{4}$  cup butter, melted, 1 egg, 1 teaspoon vanilla and 1 cup milk. Blend together. The batter will still be lumpy don't over mix. Fill muffin tins and bake for 15 minutes at 400 degrees.

You can also add some fun holiday muffin cups with this jar mix.

<http://www.kids-cooking-activities.com>